

# English Homework

## Report

Class : 工程一A



# content

1. Homework 1

2. Homework 2

3. Homework 3

4. Homework 4

5. Homework 5

6. 心得



# Homework 1 個人作業

## 大一口語練習學習單

### 1. 對話學習新單字 (20 個)

gadgets (n.) 小工具  
apparently (adv.) 顯然  
tutoring (v.) 輔導  
grading (n.) 等級  
mimic (v.) 模仿  
lightweight (adj.) 輕巧  
predict (v.) 預測  
tough (adj.) 艱難的  
Pomodoro (n.) 番茄工作法  
mapping (v.) 對應  
visualize (v.) 視覺化  
prioritize (v.) 優先考慮  
manageable (adj.) 可管理  
conceptual (adj.) 概念性的  
equations (n.) 方程式  
diagrams (n.) 圖表  
hesitate (v.) 猶豫  
Mechanics (n.) 力學  
principles (n.) 原則  
simulations (v.) 模擬

### 2. 對話學習實用句型 (10 個)

Machines can mimic emotions, but they don't truly feel them. 機器可以模仿情感，但它們並不能真正感受到情感。

Computers will probably get smaller, faster, and even more AI-powered. 電腦可能會變得更小、更快，甚至更有人工智慧。

Test yourself on what you've learned instead of just reading notes. 測試自己學到的知識，而不僅僅是閱讀筆記。

Join or create a study group to discuss and explain concepts together. 加入或創建一個學習小組，一起討論和解釋概念。

Use mind maps to visualize connections between topics. 使用心智圖直觀地展示主題之間的連結。

Break big tasks into smaller, manageable ones. 將大任務分解為更小、更易於管理的任務。

The more problems you solve, the better you'll understand the concepts. 你解決的問題越多，你對概念的理解就越深刻。

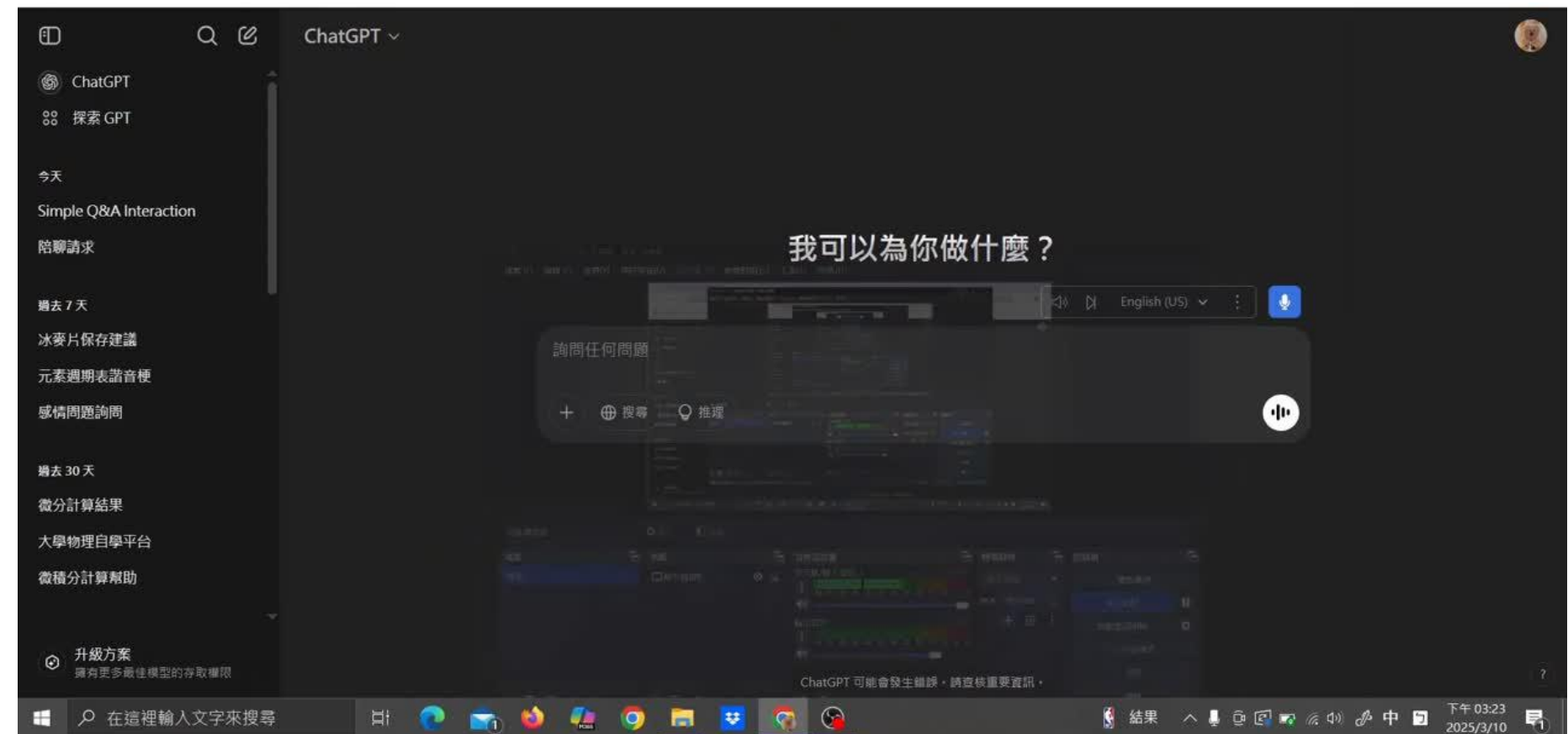
Focus on truly understanding the core concepts before diving into equations. 在深入研究方程式之前，先集中精力真正理解核心概念。

If something's unclear, don't hesitate to ask your professor or classmates for help. 如果有任何不清楚的地方，請隨時向教授或同學尋求協助。

But with practice and breaking it down step by step, it gets easier. 但隨著練習並逐步分解，它會變得更容易。

# WH-1 心得

一段時間沒有開口說英文明顯感覺到有點生疏，以及發音不標準的問題，甚至是一些簡單的單字都忘記了，期許自己每天額外背單字以及多看英文。另外這次作業跟 ChatGPT 分享了讀書遇到的困難，覺得受益良多，將來也會運用這些方法來調整學習方向。



# Homework 2 小組作業

## 大一口語練習學習單

### 1. 對話學習新單字 (20 個)

slimy (adj.) 黏糊糊的  
chewy (adj.) 有嚼勁  
chalky (adj.) 粉筆狀  
stuck (v.) 卡住  
scrambled (v.) 炒  
creamy (adj.) 奶油狀的  
fluffy (adj.) 蓬鬆的  
steam (n.) 蒸氣  
refreshing (adj.) 令人耳目一新  
renowned (v.) 著名  
recommendations (n.) 建議  
exploring (v.) 探索  
pastries (n.) 糕點  
ambiance (n.) 環境  
heritage (n.) 遺產  
establishments (n.) 機構  
diverse (adj.) 多樣的  
enthusiast (n.) 愛好者  
ingredients (n.) 食材  
generous (v.) 慷慨

### 2. 對話學習實用句型 (10 個)

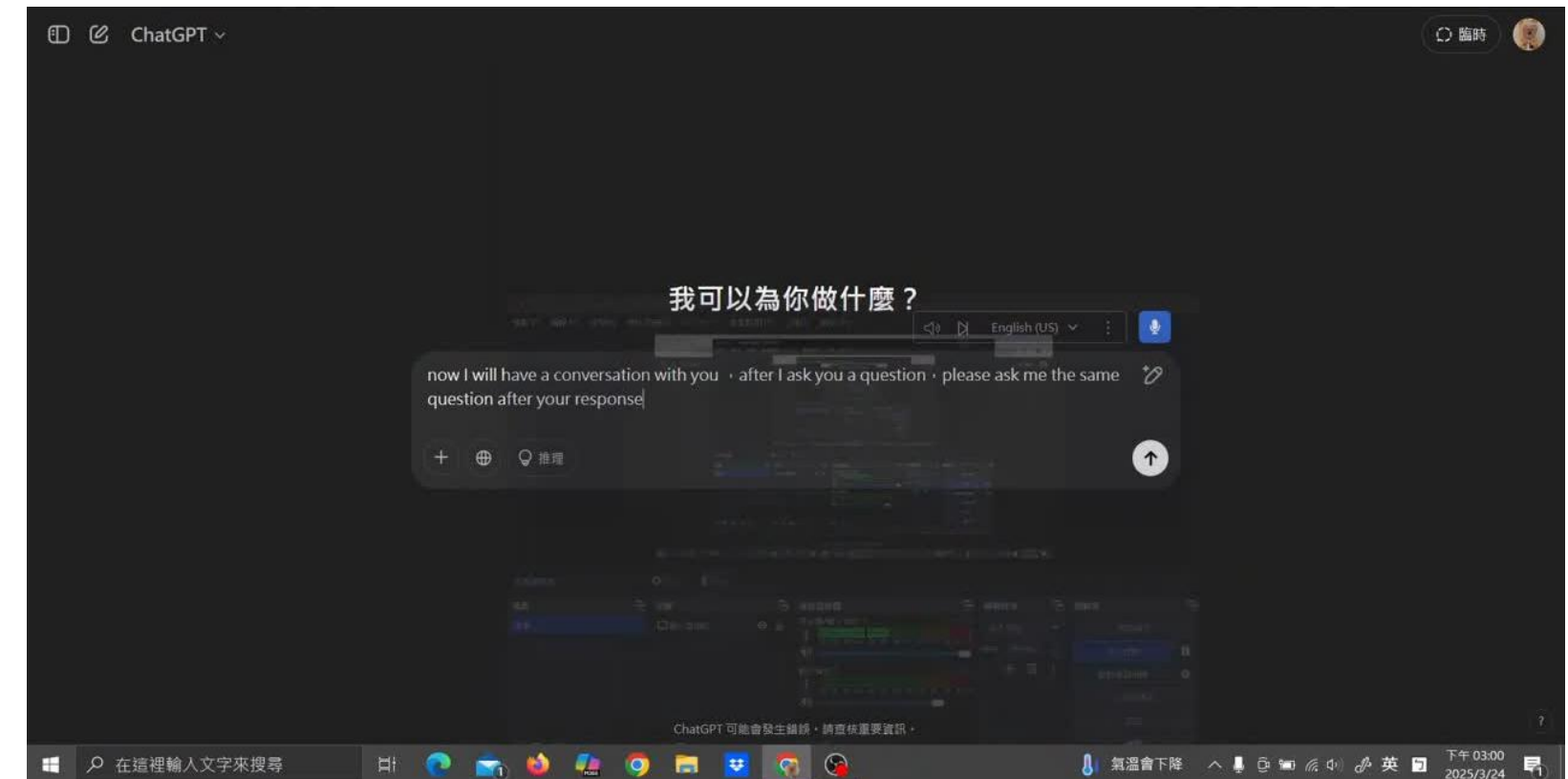
These establishments offer a diverse range of desserts. 這些餐廳提供各式各樣的甜點。  
Offer a 6- to 7-course dessert tasting menu that changes with the seasons, providing a unique experience. 提供隨季節變化的 6 至 7 道菜的甜點品嚐菜單，提供獨特的體驗。  
Specializes in French-style desserts, offering a variety of cakes and pastries.  
主打法式甜點，提供各式蛋糕及糕點。  
Here are some renowned dessert shops in Taipei that you might enjoy. 以下是一些你可能會喜歡的台北著名甜點店。  
Microwaving cake can be tricky with the temperature. 用微波爐加熱蛋糕的溫度有些棘手。

The sweetness and the mix of fruits must make it so satisfying. 甜味和水果的混合一定讓它非常令人滿意。  
I hope you find these recommendations helpful and enjoy exploring these delightful dessert spots. 希望這些推薦能對你有幫助，並讓你享受探索這些美味甜點的樂趣。  
A charming café known for its delightful desserts and relaxing atmosphere. 迷人的咖啡館，以其美味的甜點和輕鬆的氛圍而聞名。  
Renowned for its generous servings of shaved ice topped with various sweet ingredients. 因其份量充足且配有各種甜味配料的刨冰而聞名。  
Providing a delightful experience for any dessert enthusiast visiting Yunlin. 為每位造訪雲林的甜點愛好者提供愉快的體驗。



# WH-2 心得

這次的練習後我請問了 chat gpt 關於我的英文口說優缺點。它提到，我的表達較為流暢，句子簡潔清楚，也能夠圍繞話題不停地延伸問題，但缺點是在語法的細節要更加注意，可以嘗試加入更多連接詞來豐富句型結構。另外我選擇的單字目前都較為簡單，若加入一些較多樣及複雜的單字可以使句子更為豐富。



# Homework 3 小組作業-報告

待修改部分:

字數有點多



## Before the travel

### Transportation Card-M Pass

For foreign tourists only, can be used on subways and buses. The card can be used 20 times a day and is valid for 30 days from the date of card issuance.



### Price:

1-day Ticket ₩ 15,000  
2-Day Ticket ₩ 23,000  
3-Day Ticket ₩ 30,500  
5-day ticket ₩ 47,500  
7-day ticket ₩ 64,500

### Where to buy:

Tourist Information Centers at  
Incheon and Jeju Airports


**When purchasing:** add ₩5000

**When card returned:** back ₩4500





# 修改後




## Before the travel

**Transportation Card-M Pass**


- Foreign tourists only
- 20 times a day

**Price:**  
5-day ticket ₩ 47,500

**Where to buy:**  
Tourist Information Centers at  
Incheon and Jeju Airports



**When purchasing:** add ₩5000  
**When card returned:** back ₩4500



字數減少，版面較乾淨



# 講稿

Hello everyone, today we are going to share our trip to Seoul, the capital of South Korea. Before that, I want to introduce myself, I'm the leader of the group 7, my name is 高滄琪, and these are my team members. Here is our content: first, we will introduce Korea and share our flight schedule, accommodation, and daily itinerary. Then, we will talk about our budget and conclusion. Finally, there will be a Q&A session. Let's start with the first part, an introduction to Korea. South Korea is a country surrounded by the sea on three sides. Its capital is Seoul, which is also the destination of our trip. South Korea has a land area of about 100,000 square kilometers, nearly three times the size of Taiwan, and a total population of nearly 51.69 million, twice that of Taiwan. Next are the banknotes of South Korea, One Korean won is approximately equal to 0.023 Taiwan dollars. Next, I will share our departure time, flight details, and accommodation. The destination of this trip is Seoul, South Korea. We plan to depart on July 14 and return on July 18, a total of five days and four nights. The flight from Taoyuan Airport to Incheon Airport departs at 7:40 a.m. on July 14 and costs approximately NT\$8,264. The return flight departs from Incheon Airport at 8:35 p.m. and arrives in Taiwan at 10:15 p.m., with a fare of NT\$6,294. The total airfare is NT\$15,558. Next is our accommodation. For the first two nights, we will stay at the Myeongdong Manor Hotel in Myeongdong. The price for two nights is 326,000 won. The advantage of this hotel is its central location, right next to the Myeongdong shopping district. It is also clean and tidy. For the next two nights, we will stay at the Infini Hotel near Lotte World. The price for two nights was 140,000 won. Its advantage is that it is close to a subway station and there are many famous restaurants nearby.

# WH-3 心得

這次請 GPT 幫我看了我的英文講稿，他給了很多詳細的建議。我發現其實我的稿子大致上沒有大問題，但有一些文法的小錯誤，比如 "which capital" 要改成 "the capital of"，還有 "seven group" 應該說 "Group 7"。這些地方以前都沒注意到。另外，它也提醒我一些表達可以更自然，比如 "QA" 改成 "Q&A session"，讓整體聽起來比較正式，也更像真正的演講稿。還有，他建議我把一長串的句子分開，這樣講的時候比較不會喘不過氣。我特別覺得很有幫助的是，他不只是挑錯，還順便教我怎麼讓句子聽起來更流暢、更有口語感，比如把 "business district" 改成 "shopping district"，因為明洞本來就是一個購物區。這種細節讓整篇稿子感覺更貼近真正的生活。總之，這次修改讓我學到了很多小技巧，也讓我以後知道以後寫講稿時可以更注重文法和語氣。

# Homework 4 小組作業

## 大一口語練習學習單

### 1. 對話學習新單字 (20 個)

1. motivating 激勵
2. vibes 共鳴
3. stick 戳
4. storytelling 評書
5. billboards 廣告看板
6. guinea pig 天竺鼠
7. Syrian hamsters 敘利亞倉鼠
8. handle 處理
9. interact 相互影響
10. dwarf hamsters 侏儒倉鼠
11. adorable 可愛的
12. paper-based 紙本
13. bedding 寢具
14. shavings 刨花
15. tunnels 隧道
16. accessories 配件
17. pellets 顆粒
18. treats 款待
19. pre-made 預製
20. citrus 柑橘

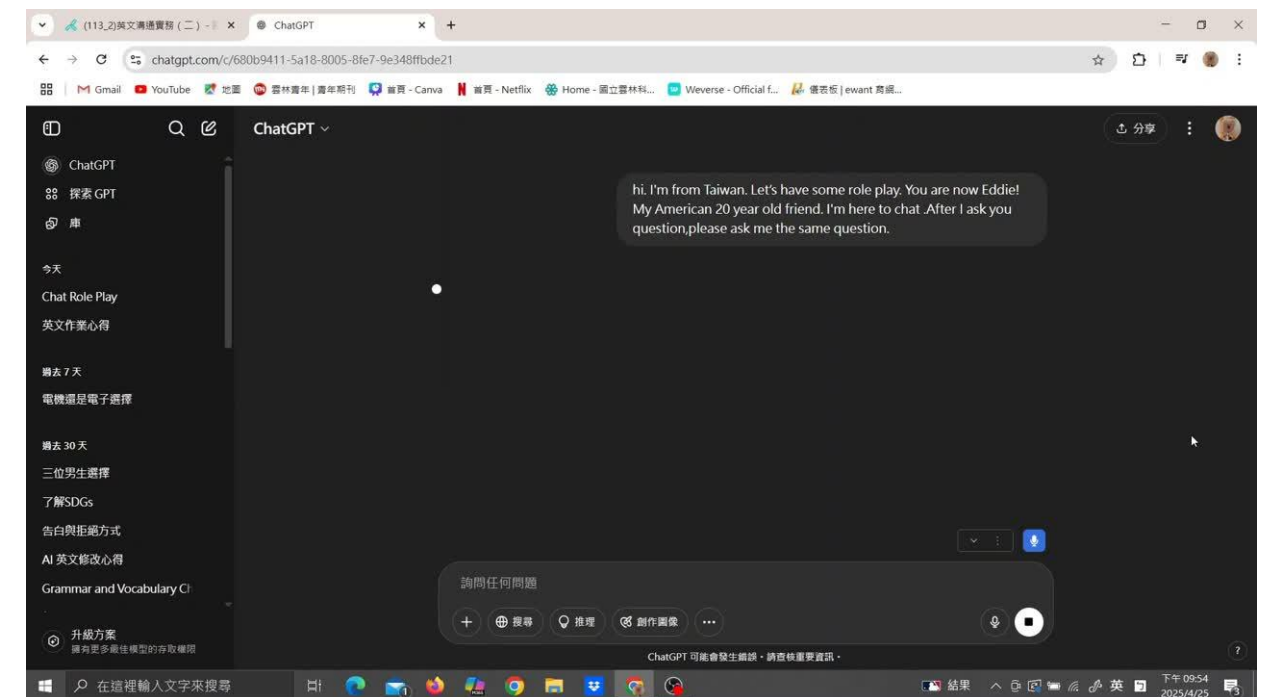
### 2. 對話學習實用句型 (10 個)

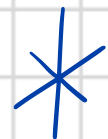
1. Super motivating and cool vibes. 超級激勵和酷炫的氛圍。
2. Funny ads always stick in your head. 有趣的廣告總是縈繞在你的腦海裡。
3. I think storytelling with emotion is super effective—makes people feel something and remember it. 我認為用情感說故事非常有效—讓人感受到並記住它。
4. smartphones definitely take the spotlight in ads. 智慧型手機絕對是廣告中的焦點。
5. I need that, even though my wallet says no! 我需要它，儘管我的錢包不允許！
6. If you're looking for a room-friendly pet, maybe a hamster or a guinea pig? 如果您正在尋找一隻適合在房間裡飼養的寵物，可以考慮養一隻倉鼠或天竺鼠嗎？
7. Are you planning to get any accessories for your hamster's cage? 您打算為您的倉鼠籠購買任何配件嗎？
8. Make sure it has a wheel for exercise, tunnels, and a small house for them to hide in. 確保它有一個運動的輪子、隧道和一個供它們躲藏的小房子。
9. It doesn't need a giant cage, but the bigger, the better! 它不需要一個巨大的籠子，但越大越好！
10. Hamsters mainly eat hamster pellets or mix, which should be available at pet stores. 倉鼠主要吃倉鼠顆粒飼料或混合飼料，寵物商店應該有販售。



# WH-4 心得

這次的英文對話讓我在日常對話中提升了很多英文能力，特別是表達與理解的部分。我們談論了廣告、寵物等話題，這不僅幫助我學習了更多實用的詞彙，也讓我能在生活中更自如地表達自己的想法。透過反問和回答問題，我的會話技巧也得到了增強，能夠更加自然地進行對話。而且，我在理解和表達的過程中，學會了如何清晰地傳遞自己和理解他人的意思，這對提升聽力和口語表達都有很大的幫助。總的來說，這次對話不僅讓我更熟悉日常英文的運用，也幫助我在實際情境中更加流暢地交流。





# Homework 5 個人作業

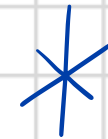
## 大一口語練習學習單

### 1. 對話學習新單字 (20 個)

1. Philosophical 哲學
2. overelaborate 過於繁瑣
3. privatization 私有化
4. pioneers 先驅者
5. suborbital 亞軌道
6. radiation 輻射
7. insane 瘋狂
8. mind-blowing 令人興奮
9. exclusive 獨家
10. lunar 月球
11. spiritual 精神
12. worshippers 信徒
13. rituals 儀式
14. Pilgrimage 朝聖
15. Monumental 紀念碑
16. distinguishes 區分
17. unscripted 無劇本
18. oracles 神諭
19. predetermined 預先確定
20. palanquin 轎子
21. vibrant 充滿活力
22. tapestry 掛毯
23. insightful 富有洞察力

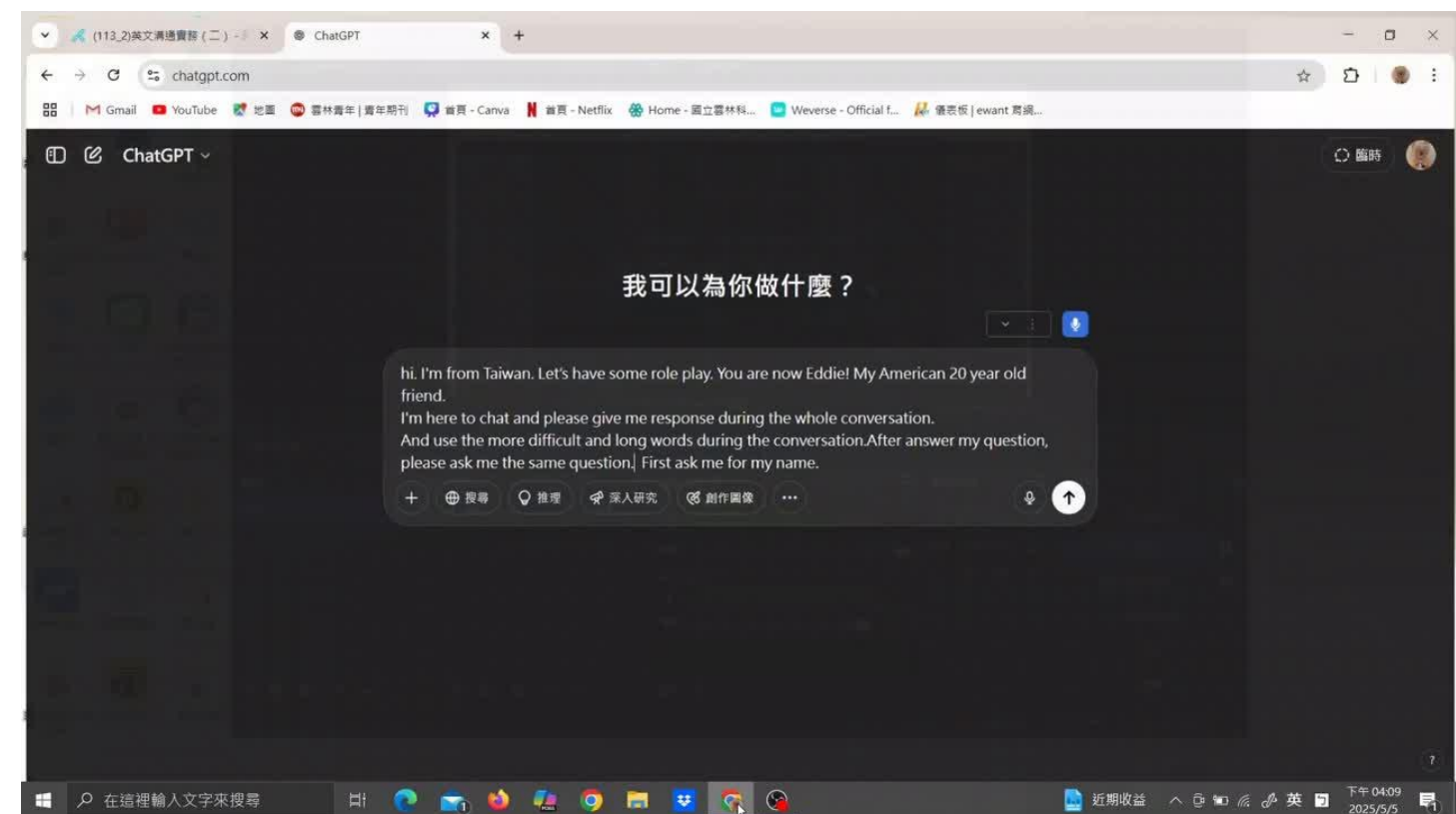
### 2. 對話學習實用句型 (10 個)

1. Wealthy pioneers are already booking seats on suborbital flights, and some even sign up for week-long stays aboard the ISS. 富有的先驅者們已經開始預訂亞軌道飛行的座位，有些人甚至報名參加在國際太空站為期一周的停留。
2. It's wild to think that what used to be science fiction is literally being bought and scheduled like a cruise. 想想都覺得不可思議，曾經的科幻小說如今真的可以像遊輪一樣被購買和安排。
3. It's more like a full-blown expedition than a casual vacation. 這更像是一次全面的探險，而不是一次隨意的假期。
4. Until technology catches up and the price drops, it's gonna be the playground of billionaires. 除非技術進步、價格下降，否則這裡仍將是億萬富翁的遊樂場。
5. Plus, it might even serve as a fuel station for deeper space missions. 此外，它甚至可以作為深空任務的加油站。
6. The Mazu procession is a major annual pilgrimage in Taiwan honoring Mazu, the goddess of the sea. 媽祖出海是台灣一年一度的重大朝聖活動，紀念海神媽祖。
7. People follow on foot, pray, perform rituals, and celebrate with traditional performances like lion dances and firecrackers. 人們步行跟隨、祈禱、舉行儀式，並透過舞獅和放鞭炮等傳統表演來慶祝。
8. What distinguishes the Baishatun Mazu Pilgrimage is its unscripted nature. 白沙屯媽祖進香之旅的特色，在於其無劇本性。
9. The journey is not just a physical endeavor but a profound spiritual experience that fosters a deep sense of community and devotion. 旅程不僅是一次體力上的挑戰，更是一次深刻的靈性體驗，能夠培養深厚的社區意識和奉獻精神。
10. If you're interested in experiencing this unique cultural event, the pilgrimage offers a vibrant tapestry of traditions, faith, and communal spirit. 如果您有興趣體驗這場獨特的文化活動，朝聖之旅將為您呈現豐富多彩的傳統、信仰和社區精神。



# WH-5 心得

在這次的英文對話中，我學習到許多專有名詞，學習相關的專業術語不僅增進了我的知識，同時也提升了我的詞彙量。另外，我也注意到學會根據語境調整語言風格，能使我更靈活應對不同情況。反思每次對話並總結學習成果，有助於我在未來的交流中避免錯誤並提高自信。


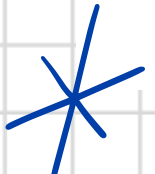






## 6 心得

幾次的英文口說練習下來，我學到了如何更自信地表達自己的想法，在準備過程中，我發現語調和發音的練習非常重要，能讓表達更自然。此外，我也體會到組織內容的重要性，清楚的架構能讓觀眾更容易理解。嘗試了以往沒有過的練習方式，例如錄音或和同學互相模擬，這幫助我改善了流暢度。雖然過程中有些緊張，但完成後感到很有成就感，未來我會繼續努力提升自己的英文口說能力。也感謝老師的細心教導，實在受益良多！





**Thank you**

